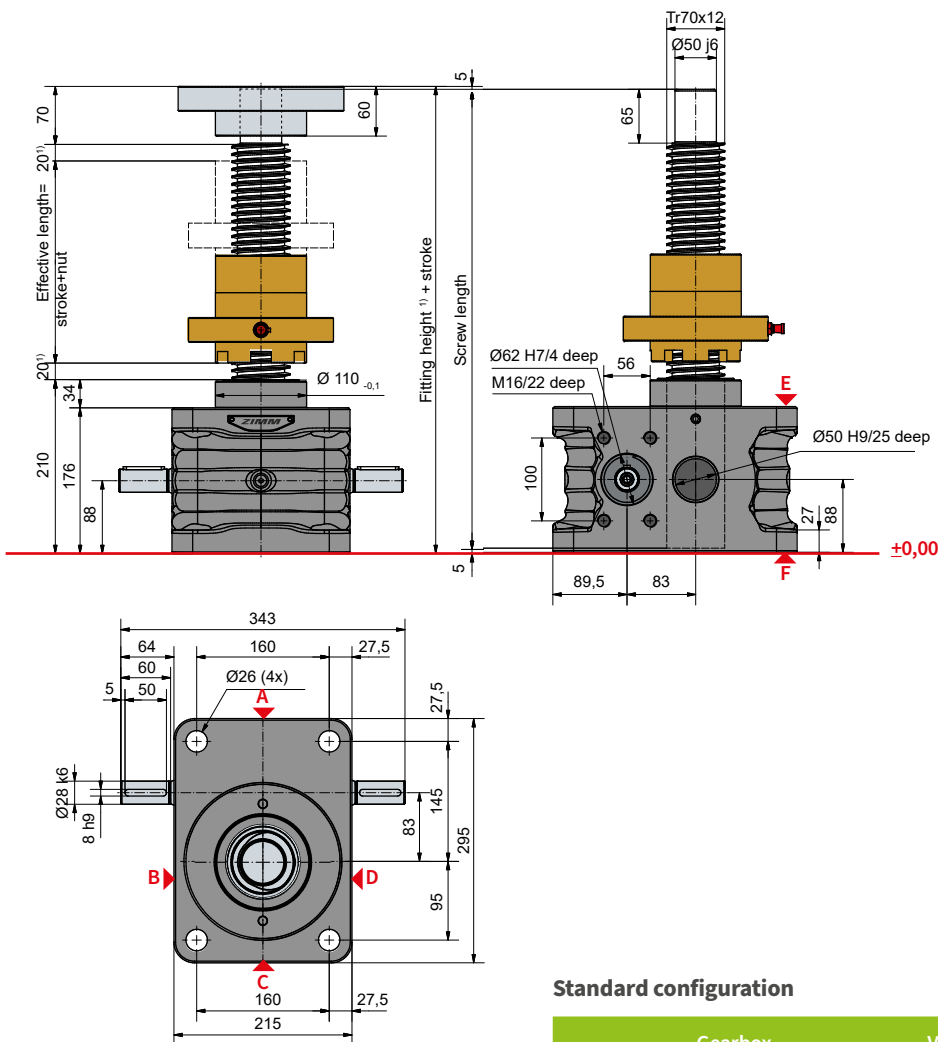


**200 kN**  
**ZE-200-R** | rotating screw



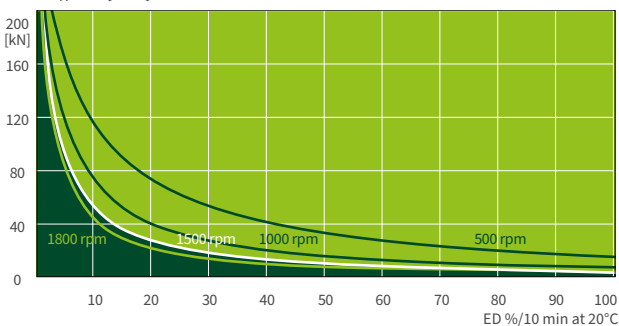
**Standard configuration**

Code	Gearbox (series)	Size	Version (variant)	Ratio	Screw	Stroke per drive shaft rotation
ZE-200-RN	ZE	200	R (rotating screw)	N (normal) 8:1	Tr 70x12	1,50 mm
ZE-200-RL				L (low) 24:1		0,50 mm

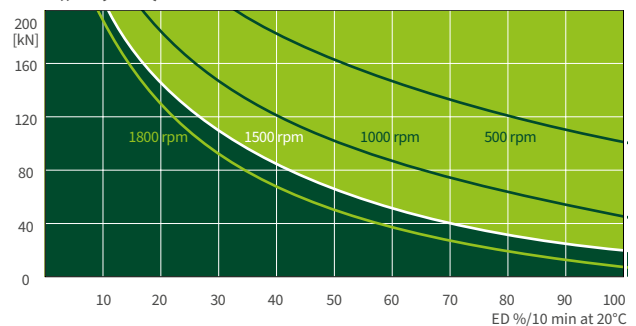
**200 kN**

**Duty cycle thermal limit**

**Ratio „N“ (8:1)**



**Ratio „L“ (24:1)**



These curves are for guidance under standard industrial conditions (ambient temperature 20°C etc.) and correct maintenance (lubrication etc.).

They are based on the ZIMM standard trapezoidal thread Tr 70x12. The operation cycles can be many times longer, when using ball screws.

In case you need an even longer duration or performance, look up about our high performance gearboxes ZE-H (identical dimensions) on the pages 70 and 71.