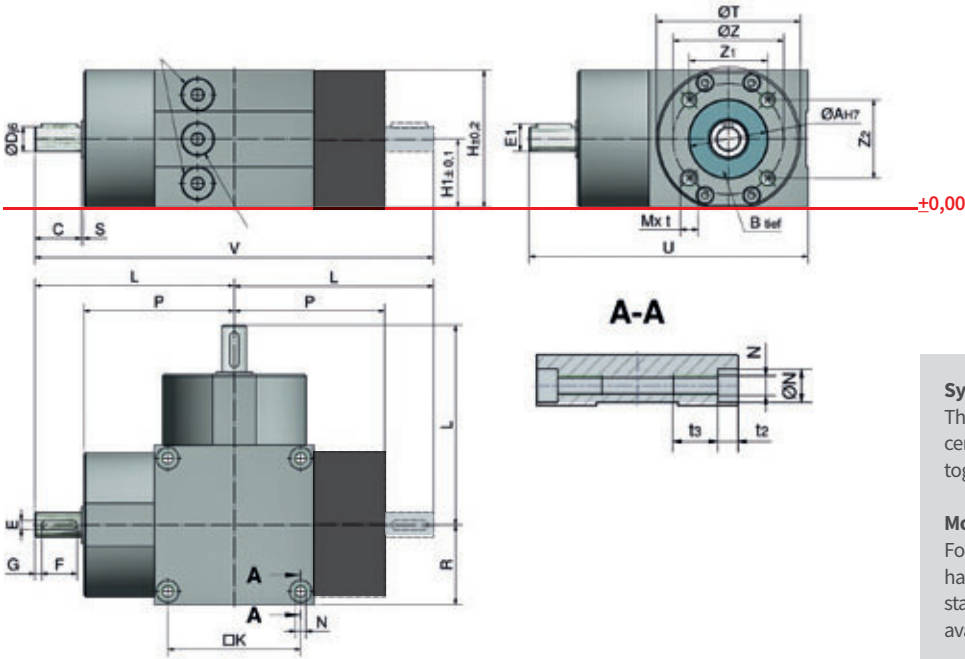


Bevel gearboxes 5 to 150

KSZ-H | T + L-Version with spiral-toothed



Symetry

The KSZ-H bevel gearboxes can be rotated about the center axis in all directions and can also be bolted together.

Motor flange & motor mounting


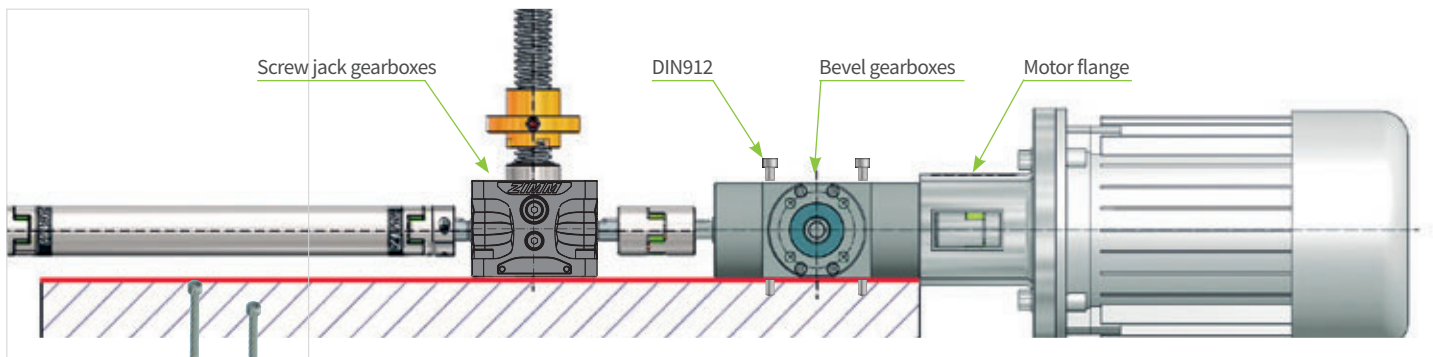
For the motor flange, bevel gearboxes and screw jacks have the same hole pattern. There is a wide range of standard IEC motor flanges for easy motor mounting available from ZIMM.

Dimensions

Code	ØAH7	B	C	Dj6	Eh9	E1	F	G	H	H1	□K	L	M	t	N	ØN	t2	t3	P	R	S	ØT	U	V	ØZ	Z1	Z2
KSZ-H-5-L/T	35	3	21	11	4	12,5	16	3	62	31	60	90	M8	12	M6	10	6,4	20	68	36	1	65 ¹	126	180	50	35,4	35,4
KSZ-H-10-L/T	40	3	26	14	5	16	20	3	74	37	70	105	M8	12	M8	11	8,2	25	77,5	42,5	1,5	77 ²	147,5	210	59,4	42	42
KSZ-H-25-L/T	42	3	27	16	5	18	22	3	82	41	78	117	M10	15	M8	11	8,2	25	88,5	47,5	1,5	91 ³	164,5	234	71,7	62	36
KSZ-H-35-L/T	52	4	34	19	6	21,5	28	3	100	50	98	150	M10	20	M10	15	10,2	30	114	60	2	102 ⁴	210	300	86	70	50
KSZ-H-50-L/T	52	4	39	20	6	22,5	32	3	116	58	110	165	M10	20	M12	20	12,6	30	124	67,5	2	126 ⁵	232,5	330	86	50	70
KSZ-H-100-L/T	62	4	45	32	10	35	40	3	160	80	154	235	M12	22	M12	20	12,6	35	188	94	2	170 ⁶	329	470	106,5	46	96
KSZ-H-150-L/T	62	5	53	38	10	41	50	1,5	185	92,5	180	275	M12	22	M16	26	15,1	40	220	110	2	188 ⁷	385	550	106,5	46	96

Material: EN-GJL-200 (GGL-20), corrosion resistant, bolt: stainless steel, sealing by means of shaft seals and O-rings.
 ØT Flattening: 1) 61 mm 2) 73 mm 3) 80 mm 4) 99 mm 5) 115 mm 6) 159 mm 7) 184 mm

Same mounting height – no support plates required



Additional attachment options

Besides the standard internal threads for screw connection from below, the special design of the bores now also permits screw connection from above.
 DIN 912 hexagon socket head screws can be used.
 A wide selection of standard IEC motor flanges of the ZIMM screw jacks are available to ensure simple motor mounting.

Same mounting height as the screw jacks in the same size

The ZIMM bevel gearboxes KSZ-H have the same fitting height as the ZIMM screw jack gearbox. No support plates are required. Furthermore, they are dimensionally compatible with the previous KSZ and KGZ types.

If a larger bevel gearbox has to be used due to a high torque, the difference in height must be compensated structurally by means of shims or similar.

Technical data

Quality features & advantages of the KSZ-H series

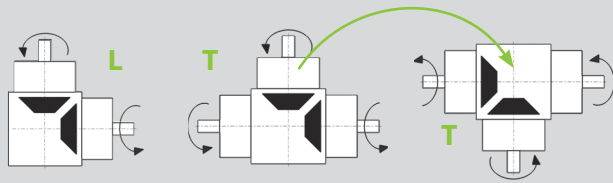
Features of the KSZ-H bevel gearhead series include high precision and torque, and a high-quality two-component paint finish that provides effective corrosion protection. For easy motor mounting, the large selection of standard IEC motor flanges of the ZIMM screw jacks is available.

- + Low-backlash version
- + Quiet running
- + High torque transmission in a small size
- + Pre-loaded taper roller bearings
- + Sealing by means of shaft seals and O-rings
- + Permanent lubrication with oil; oil change required only on heavy duty applications

Technical data overview

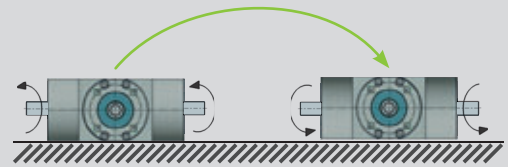
- Housing material:** EN-GJL-200 (GGL 20), corrosion resistant
- Bevel gears:** Spiral-toothed
- Installation axis/Dimensions:** All-sided, symmetrical with screw jack mounting position any, or in all directions possible.
- Duty factor:** Max. 40% at 1500 min⁻¹
- Drive ratio:** 1:1, 2:1, 3:1
- Temperature range:** -10C to +90C

Instruction on the direction of rotation of the shaft configuration



Direction of rotation

To change the direction of rotation, the bevel gearboxes can be rotated by 180°. Since the gears are symmetrical, it can be rotated around the Z-axis as well as on the Y-axis.



When rotating around Y axis

by 180°, the direction of rotation changes.

Technical data

Screw jacks	i	Permissible torque Nm at various speeds rpm					Moment of inertia kg cm ²		F radial N	Weight kg	
		100	500	1000	1500	3000	L	T		L	T
KSZ-H-5-L/T	1:1	21	19,8	19,8	19,8	17	0,614	0,748	140	3,1	3,7
	2:1	14	13,7	13,7	13,5	13,2	0,614	0,748	140	3,1	3,7
	3:1	10	10	10	10	10	0,614	0,748	140	3,1	3,7
KSZ-H-10-L/T	1:1	44,4	41,9	40,2	35,2	28,7	1,855	2,422	200	4,8	6
	2:1	27,5	27,2	27	26,7	26	1,855	2,422	200	4,8	6
	3:1	20,1	20	20	19,9	19,7	1,855	2,422	200	4,8	6
KSZ-H-25-L/T	1:1	72	71	60	52,5	42	3,38	4,215	300	7,2	9,1
	2:1	41	40	40	40	38	3,38	4,215	300	7,2	9,1
	3:1	34	34	33,5	33,5	33	3,38	4,215	300	7,2	9,1
KSZ-H-35-L/T	1:1	162	160	155	135	110	11,055	14,055	550	10,6	14,1
	2:1	78	77	76	74	70	11,055	14,055	550	10,6	14,1
	3:1	51	51	50,5	50	49	11,055	14,055	550	10,6	14,1
KSZ-H-50-L/T	1:1	162	160	158	155	125	11,586	16,269	1100	17	21,4
	2:1	145	144	143	141	115	11,586	16,269	1100	17	21,4
	3:1	100	100	99	98	93	11,586	16,269	1100	17	21,4
KSZ-H-100-L/T	1:1	507	466	455,5	450,5	370	107,8	126,074	1600	54	70,6
	2:1	410	410	400	400	320	107,8	126,074	1600	54	70,6
	3:1	315	315	313	311	305	107,8	126,074	1600	54	70,6
KSZ-H-150-L/T	1:1	781	719,4	703,6	680	540	206,407	236,908	2500	82,1	103
	2:1	675	670	664	657	555	206,407	236,908	2500	82,1	103
	3:1	500	497	494	490	435	206,407	236,908	2500	82,1	103

Ordering example:

KSZ-H-50-T-1:1

